

SECRETS MANAGER > IMPORT & EXPORT

Export Data

View in the help center:
<https://bitwarden.com/help/export-secrets-data/>

Export Data

You can export your secrets data from the web app as a **.json** file. Exports will include **projects** and **secrets**, but not **machine accounts** or **access tokens**. Only the Secrets Manager data associated with organization currently selected from the organization selector will be exported. Items in other products or from other organizations will not be included.

To export your data:




<https://player.vimeo.com/video/846444688>


Note

To export Secrets Manager data, your user account must be an owner or admin within the organization.

1. Select **Settings** → **Export data** from the left-hand navigation:




Secrets Manager



My Organization


^

My Organization




Projects

3




Secrets

5




Machine accounts


2



Integrations



Trash




Settings

^

Import data


Export data

Export data



BW

Export data



Exporting Organization Secret Data

Only the Secrets Manager data associated with My Organization will be exported.

Items in other products or from other organizations will not be included.

File format (required)

Bitwarden (json)

▼

Export data

Export data

2. Select the **Export data** button. When prompted, enter your master password.

© 2025 Bitwarden Inc | Page 3 of 3